



Jawaharlal Nehru Technological University Kakinada

Kakinada-533003, Andhra Pradesh, INDIA

Internal Quality Assurance Cell

Student Feedback Analysis for Curriculum

Academic Year : 2022-23

Total Number of Responses Received : 811

Feedback Questionnaire		Low					High	Total (3+4+5)	%	GPA on Scale 4.0
S. No.	Parameter	NR	1	2	3	4	5			
1.	Rate the syllabus of the courses in relation to the competencies expected from the course		39	16	79	315	362	756	93.2	3.9
2.	Rate the relevance of the units in Syllabus relevant to the course	3	37	18	79	300	374	753	92.8	3.8
3.	Rate the content of course and relevance of the Units	10	36	15	83	298	369	750	92.5	3.8
4.	Rate the offering of the electives in terms of their relevance to the specialization streams	8	42	25	90	297	349	736	90.8	3.7
5.	Rate the electives offered in relation to the Technological advancements	5	36	26	100	313	331	744	91.7	3.7
6.	Rate the applicability/relevance of the curriculum with respect to current technological standards	11	39	24	98	309	330	737	90.9	3.7
7.	Usefulness of the course in terms of knowledge, concepts, vocational skills, analytical abilities and broadening perspectives	2	37	19	97	301	355	753	92.8	3.8
8.	Rate the percentage of courses having laboratory components	5	41	14	108	283	360	751	92.6	3.8
9.	Rate the appropriateness of the sequence of courses provided in the curriculum	15	34	20	88	312	342	742	91.5	3.7
10.	Rate the depth of syllabus of the course in relation to the competencies expected by the Industry	5	36	18	99	332	321	752	92.7	3.8
11.	Rate the design of course with respect to self-learning		36	17	92	291	375	758	93.5	3.9
12.	Rate the composition of the course in terms of Basic Science, Engineering Science, Humanities, Discipline Core, Discipline Elective, Open Elective etc.	7	34	15	99	285	371	755	93.1	3.9
*NR: No response								AVERAGE	92.34	3.79

Coordinator

Registrar



Jawaharlal Nehru Technological University Kakinada

Kakinada-533003, Andhra Pradesh, INDIA

Internal Quality Assurance Cell

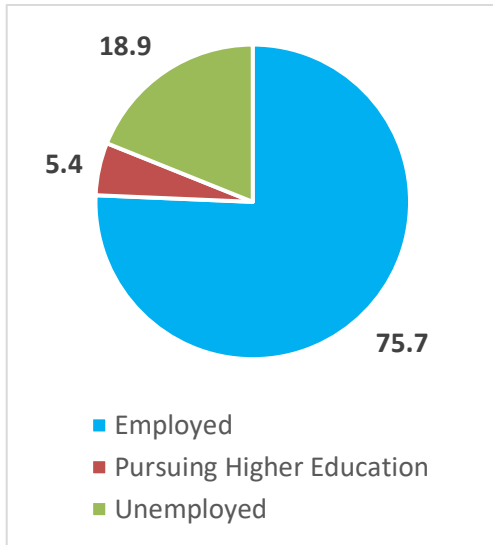
Alumni Feedback Analysis for Curriculum

Academic Year : **2022-23**

Total Number of Responses Received : **37**

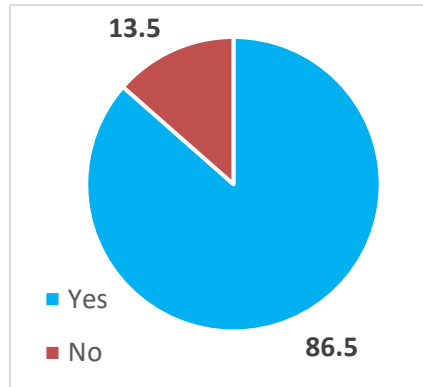
Present Status of the Alumni

Employed	28
Pursuing Higher Education	2
Unemployed	7



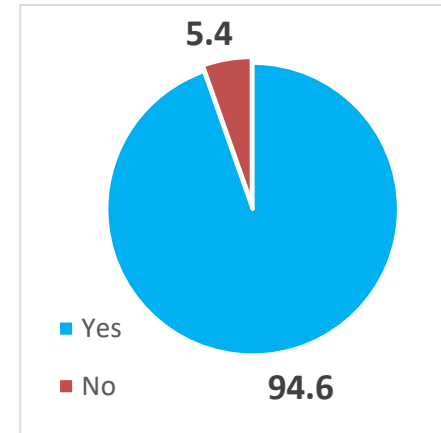
Is Syllabus upto the mark?

Yes	32
No	5



Willingness to Support University

Yes	35
No	2



Coordinator

Registrar